

## Molded IEEE-488 Cable, 1.0m


### Features for this product

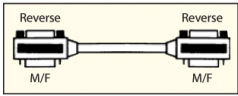

- Cable meets IEEE-488 standards for connecting peripherals where EMI is an issue
- 30 microinch gold contact plating provides reliable connections with repeated mating cycles
- Custom stamped steel internal enclosure provides 100% shielding and a robust strain relief
- Molded backshells provide durability and increased strength at cable entry point
- Color: Gray



Supreme performance combined with rugged durability make this cable series a great value. Featuring an outer braid plus foil shield, these cables provide for enhanced protection against EMI (electromagnetic interference). A unique stamped steel internal enclosure provides 100% shielding and a robust strain relief. Molded backshells contribute to a long life expectancy and resist breakage at the point where the cable enters the backshell. This combination of features ensures a highly reliable cable that will pass stringent emissions testing while providing years of trouble free service. Custom modifications are available with modest minimum requirements.

### Details for this IEEE-488 GPIB product

L-com Item #	CMB24-1M
Manufacturer	L-com
UPC #	822335011281
RoHS Status	<a href="#">RoHS Compliant</a> 
Connector Orientation	Normal / Normal



#### IEEE-488 Connector Specifications

The IEEE-488 GPIB connector utilizes 24 contacts in a parallel configuration.

**PLUG (male)** Pin 1, Pin 24

**JACK (female)** Pin 1, Pin 24

#### IEEE-488 Hardware Specifications

The IEEE-488 GPIB standard dictated the use of metric thumbscrews for mounting.

Labels: 80 M3.5x6.6 Metric Thread Torque Hole, 80 M3.5x6.6 Metric Thread.

#### Connector Pinouts for All IEEE-488 Cables and Adaptors

All IEEE-488 cables and connectors are wired straight through.

Data Input/Output 5	DIO5 — 13	1 — DIO1	Data Input/Output 1
Data Input/Output 6	DIO6 — 14	2 — DIO2	Data Input/Output 2
Data Input/Output 7	DIO7 — 15	3 — DIO3	Data Input/Output 3
Data Input/Output 8	DIO8 — 16	4 — DIO4	Data Input/Output 4
Remote Enable	REN (A) — 17	5 — DIO (A)	End or Identify
	Grnd (6) — 18	6 — DAV	Data Valid
Numbers in parentheses	Grnd (7) — 19	7 — NRDY	Not Ready for Data
indicate ground return	Grnd (8) — 20	8 — NDAC	Not Data Accepted
lines for message and	Grnd (9) — 21	9 — SCS	Interface Clear
control lines.	Grnd (10) — 22	10 — SRQ	Service Request
	Grnd (11) — 23	11 — ATN	Attention
	Grnd Logic — 24	12 — Shield	

Label: SOCKET



### L-com Molded Grade Cable Assemblies

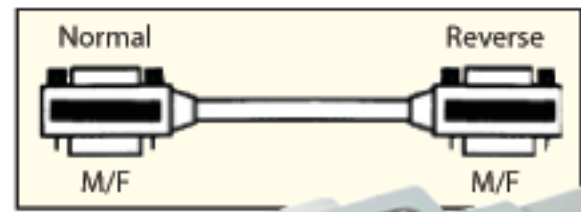
Cables listed on this page utilize **Two Shields** and a fully molded backshell. They are the most economical choice and are the most common substitute to competitor models.



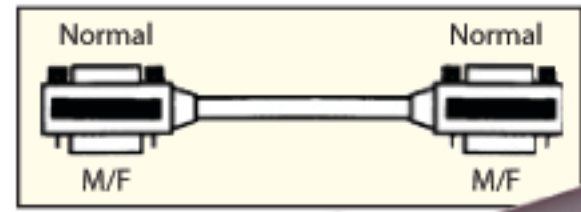
CMB24-M



CIM24-M



CIMB24-M



CMP24-M

Item #	Description	Connector Orientation
--------	-------------	-----------------------

#### ✓ Molded Grade IEEE-488 GPIB Cables - Double Shielded with Molded Backshells

L-com offers many IEEE-488 cable assembly options. The most economical choice uses double shielded cable that is adequate for many applications. Featuring all-molded connector ends which contribute to a long life expectancy and are impervious to breakage at the point where the cable enters the connector housing. A unique stamped steel internal enclosure provides 100% shielding and a robust strain relief. Considerable savings can be realized using this cable, particularly in volume applications.

The CMB Cable Series meets all standards of the IEEE-488 interface, conforms with normal mounting procedures and is directly compatible with HP, AMP and Amphenol.

<a href="#">CMB24-05M</a>	Molded IEEE-488 Cable, 0.5m	Normal / Normal
<a href="#">CMB24-1M</a>	Molded IEEE-488 Cable, 1.0m	Normal / Normal
<a href="#">CMB24-2M</a>	Molded IEEE-488 Cable, 2.0m	Normal / Normal
<a href="#">CMB24-3M</a>	Molded IEEE-488 Cable, 3.0m	Normal / Normal
<a href="#">CMB24-4M</a>	Molded IEEE-488 Cable, 4.0m	Normal / Normal
<a href="#">CMB24-5M</a>	Molded IEEE-488 Cable, 5.0m	Normal / Normal
<a href="#">CMB24-6M</a>	Molded IEEE-488 Cable, 6.0m	Normal / Normal
<a href="#">CMB24-8M</a>	Molded IEEE-488 Cable, 8.0m	Normal / Normal

#### ✓ Molded IEEE-488 GPIB Cables - Two Reverse Entry Connectors to Overcome Difficult Mounting

There are times when the use of a standard GPIB cable is not desirable because of obstructions from other nearby instruments, etc. In some cases it may be more advantageous to have the cable enter the connector housing from the opposite direction. An obvious advantage is when it is used as an extension cable.

<a href="#">CIM24-05M</a>	Molded IEEE-488 Cable, 0.5m	Reverse / Reverse
<a href="#">CIM24-1M</a>	Molded IEEE-488 Cable, 1.0m	Reverse / Reverse
<a href="#">CIM24-2M</a>	Molded IEEE-488 Cable, 2.0m	Reverse / Reverse
<a href="#">CIM24-3M</a>	Molded IEEE-488 Cable, 3.0m	Reverse / Reverse
<a href="#">CIM24-4M</a>	Molded IEEE-488 Cable, 4.0m	Reverse / Reverse
<a href="#">CIM24-5M</a>	Molded IEEE-488 Cable, 5.0m	Reverse / Reverse
<a href="#">CIM24-6M</a>	Molded IEEE-488 Cable, 6.0m	Reverse / Reverse
<a href="#">CIM24-8M</a>	Molded IEEE-488 Cable, 8.0m	Reverse / Reverse

#### ✓ Molded IEEE-488 GPIB Cables - With One Reverse Entry Connector to One Normal Entry

GPIB users realize the virtues of reverse entry and have asked us to provide half and half types. L-com offers GPIB cables that are useful for connecting rack equipment when GPIB receptacles do not orientate properly to allow shortest distance and an orderly appearance.

<a href="#">CIMB24-03M</a>	Molded IEEE-488 Cable, 0.3m	Normal / Reverse
<a href="#">CIMB24-05M</a>	Molded IEEE-488 Cable, 0.5m	Normal / Reverse
<a href="#">CIMB24-1M</a>	Molded IEEE-488 Cable, 1.0m	Normal / Reverse

#### ✓ Plenum IEEE-488 GPIB Cables - Double Shielded with CMP Rated Jacket

Another innovative breakthrough in the IEEE-488 product offering. These cables utilize a CMP rated cable jacket and overmold material. CMP rated material is a fire retardant compound that possesses exceptional self-extinguishing characteristics. Plenum rated cables are necessary when the highest fire resistant assemblies are required. Cable construction features foil/braid shield, 12 FEP insulated 26 AWG twisted pairs and standard male/female connectors. A unique stamped steel internal enclosure provides 100% shielding and a robust strain relief. Custom lengths or cable assemblies with inline or reverse entry connector orientation can be manufactured with modest minimum requirements.

<a href="#">CMP24-1M</a>	Plenum IEEE-488 Cable, 1.0m	Normal / Normal
<a href="#">CMP24-2M</a>	Plenum IEEE-488 Cable, 2.0m	Normal / Normal
<a href="#">CMP24-5M</a>	Plenum IEEE-488 Cable, 5.0m	Normal / Normal
<a href="#">CMP24-10M</a>	Plenum IEEE-488 Cable, 10.0m	Normal / Normal
<a href="#">CMP24-15M</a>	Plenum IEEE-488 Cable, 15.0m	Normal / Normal



**Tip** The chart below will help you to find the connector orientation style that you need.

#### Normal Orientation




This is the standard for most GPIB cable assemblies

#### Reverse Orientation



Great for extending GPIB cable runs

#### Inline Orientation



Helpful for connecting to GPIB equipment